

*Les politiques  
sociales en  
transition - le cas  
hongrois*

**Péter Katona,**  
Département de  
Sociologie, Faculté des  
Arts Université de  
Szeged Hongrie

# **Types d' État- providence**

**\*État-providence libéral**

**\*État-providence  
conservateur-  
corporatiste**

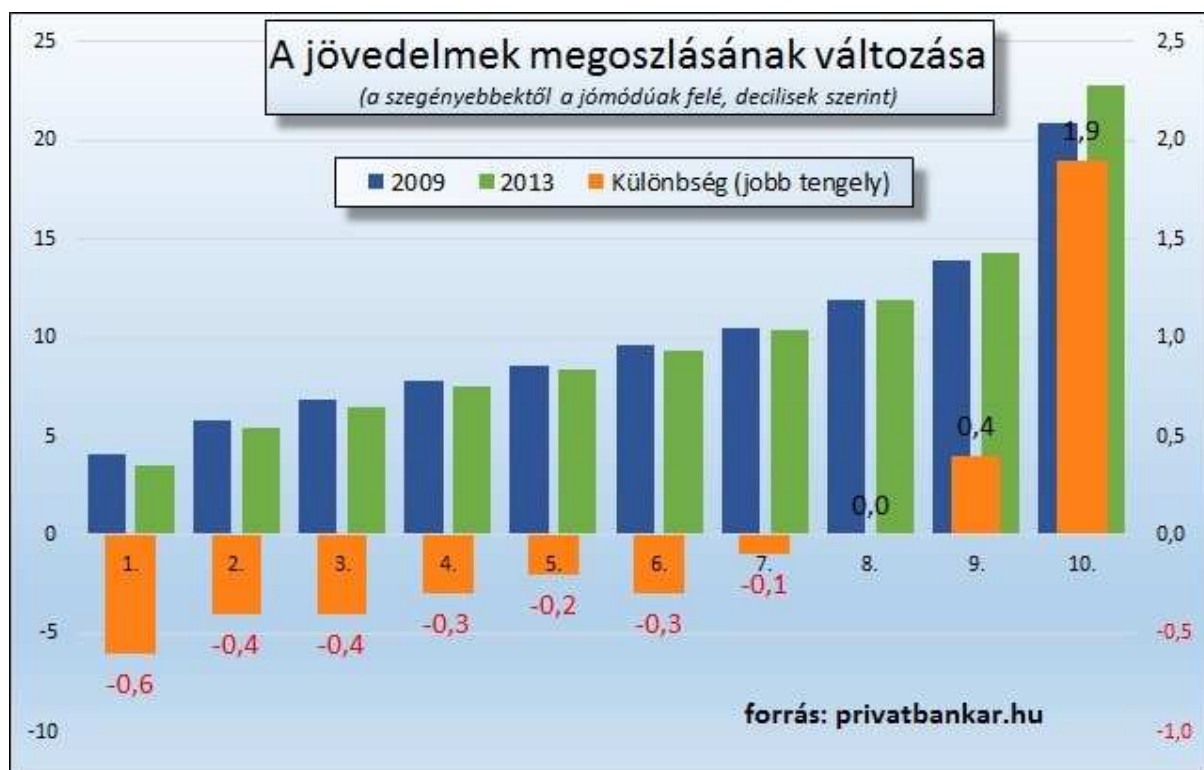
**\*État-providence social-  
démocrate**

# **Les inégalités sociales et la pauvreté en Hongrie avant 1990**

# **Les fractures et les inégalités sociales en Hongrie après 1990.**

**La pauvreté  
ancienne et la  
pauvreté  
nouvelle.**

# Les inégalités des revenus



**La pauvreté  
démographique  
– la pauvreté  
des enfants.**

*Top 10 OECD Countries With Highest Incidence of Families With Children Struggling to Afford Food*

Have there been times in the past 12 months when you did not have enough money to buy the food that you or your family needed?

	<b>% Yes</b>
Turkey	50
Hungary	47
Mexico	33
Greece	28
Portugal	25
United States	23
Chile	22
Poland	21
Estonia	21
Spain	18

Based on surveys in 34 OECD countries in 2013

GALLUP®

*Top 10 OECD Countries With Highest Incidence of Families With No Children Struggling to Afford Food*

Have there been times in the past 12 months when you did not have enough money to buy the food that you or your family needed?

	<b>% Yes</b>
Turkey	40
Hungary	35
Mexico	30
Greece	26
South Korea	22
Estonia	22
Chile	22
Poland	21
United States	19
Portugal	16

Based on surveys in 34 OECD countries in 2013

GALLUP®

*Largest Increase in the Percentage of Population  
With Children Reporting Difficulty Affording Food in  
Last 12 months in OECD Countries*

Net increase = 2013 minus 2007

	<b>Net increase (pct. pts.)</b>
Hungary	32
Turkey	22
Greece	20
United States	12
Netherlands	8
Estonia	8
Spain	8

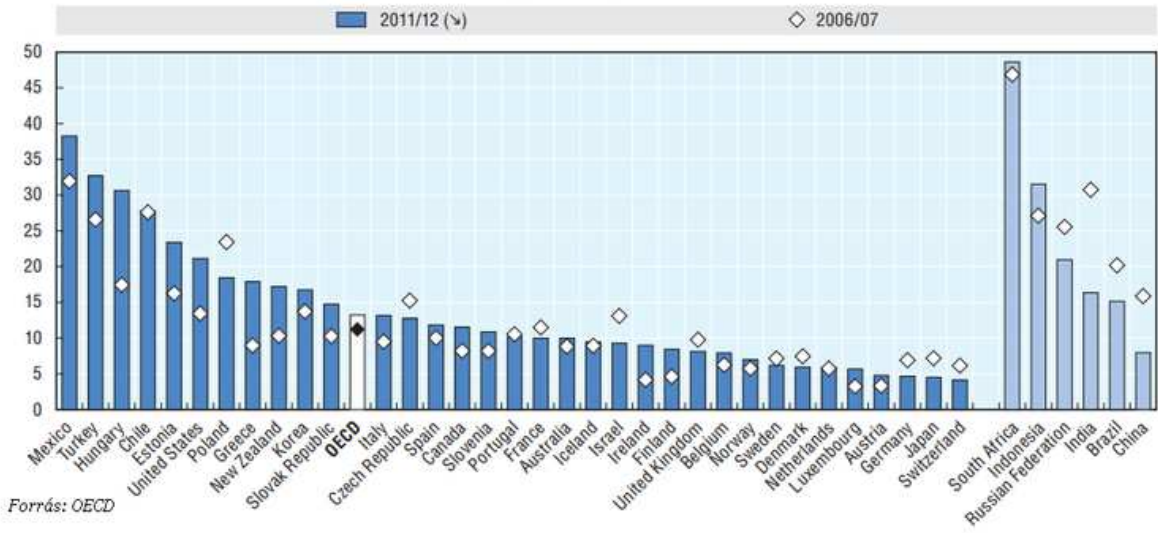
OECD countries where this question was not asked in 2013 and/or 2007 include Slovakia, Switzerland, Norway, Ireland, Luxembourg, Austria, Finland, Slovenia, Iceland, and Portugal

GALLUP®



### Growing numbers of people feel they cannot afford food

Percentage of survey respondents

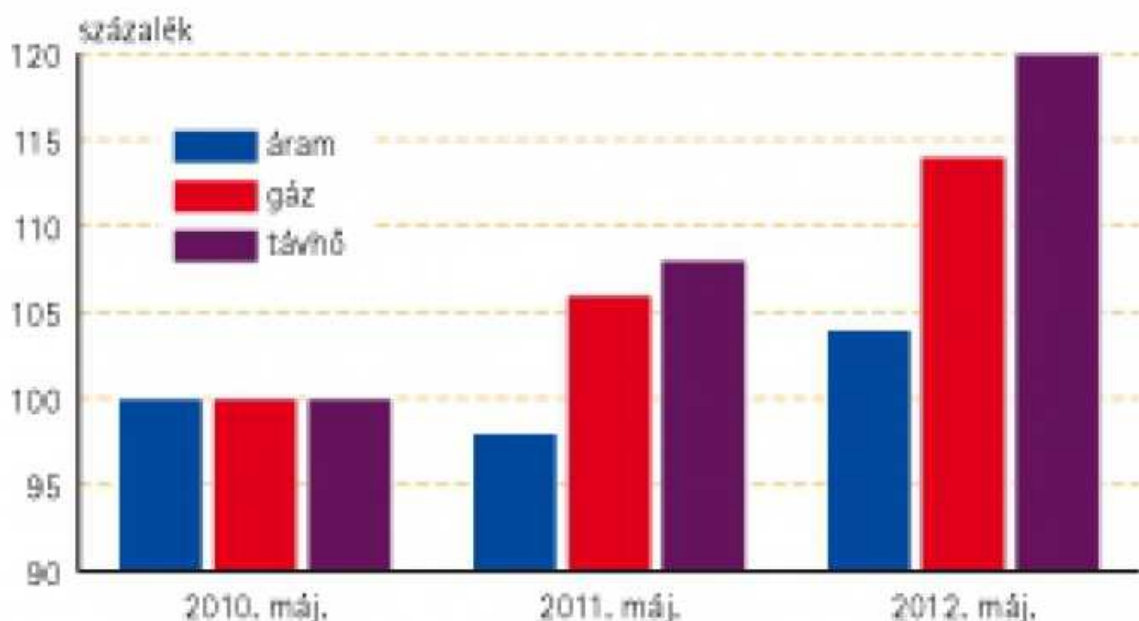


Forrás: OECD

# **La pauvreté énergétique en Hongrie**

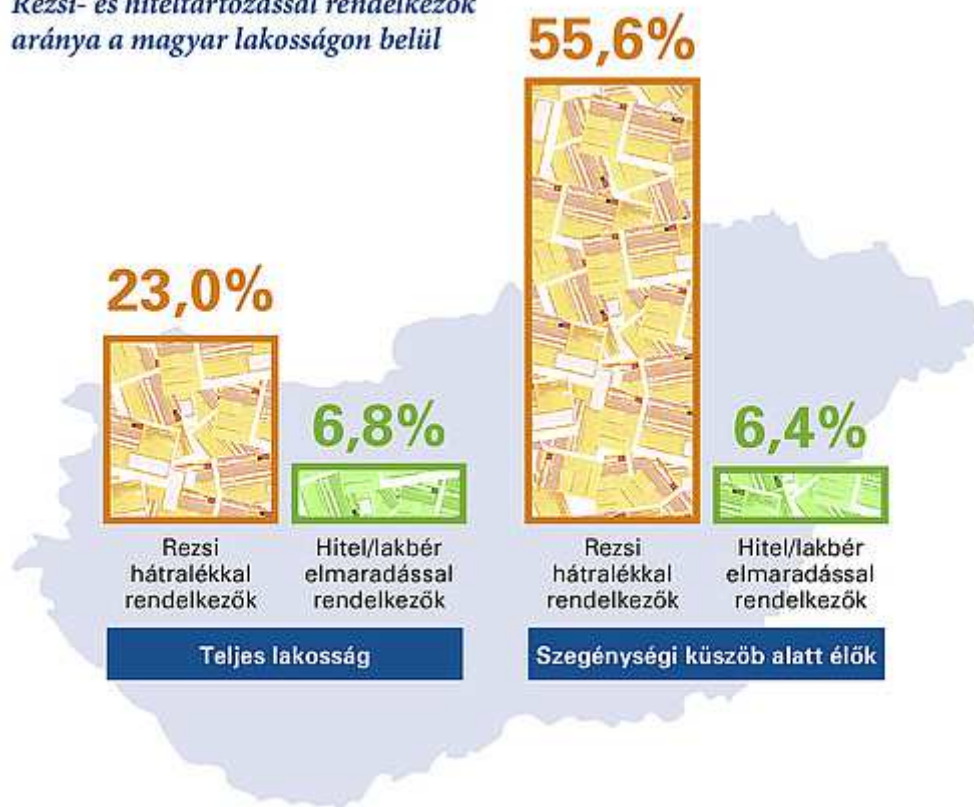
# L'augmentation des prix de l'énergie en Hongrie entre 2010-2012

Energiaárak alakulása 2010. május óta (2010. május = 100%)




# Arriérés des frais généraux

*Rezsi- és hiteltartozással rendelkezők aránya a magyar lakosságon belül*



# Les conséquences de la diminution des frais généraux

*A lakosság megtakarításai a rezsicsökkentés hatására*



A lakosságot jövedelmi ötödökre osztottuk, ahol az első a legkisebb, az ötödik a legnagyobb jövedelemmel rendelkező csoport.

# La tragédie d'un sociologue hongrois arriéré... ☹️



**Merci de votre  
attention! 😊**